

Toddling Through God's Word: Jesus Feeds the 5000

"5 Loaves of Bread and 2 Fish" to the tune of "Once I Caught a Fish Alive:"

1, 2, 3, 4, 5 loaves of bread to satisfy

1, 2 little fish to feed men, women, and children

Activity 1: A Lot of People (Matthew 14:13-14)

You Need:

- Piece of construction paper
- Lots of face stickers or a face stamp

Say: "Jesus was teaching lots of people."

1. Help your child cover the piece of construction paper in face stickers or stamps.
2. Tell your child that Jesus was teaching even more people than what is on your paper.




Activity 2: Basket of Food (Matthew 14:15-17)

You Need:

- Fish and Bread Printable
- Brown Construction Paper
- Green Construction Paper
- Scissors
- Glue

Say: "The people who were listening to Jesus became hungry. No one had a lunch except for one boy. He had 5 loaves of bread and 2 small fishes to eat."

1. Print the Fish and Bread printable attached at the end of this PDF.
2. Let your child color the Fish and Bread printable.
3. Cut the fish and bread out for your child, and assist your child in gluing the fish and bread on the green construction paper.
4. Help your child cut out brown strips of construction paper.
5. Glue these brown strips of paper in a criss-cross pattern to create a basket.



Activity 3: Make Bread (Matthew 14:13-17)

You Need:

- 2 cups of flour
- 1 TBSP of baking power
- 1 tsp salt
- 6 TBSP of butter
- $\frac{3}{4}$ cups milk

Say: "The disciples told Jesus that they didn't have enough food to feed the crowd."

1. Help your child follow the recipe below to make bread. This is really like a biscuit.

2. After the bread is made and before you eat it, ask your child if this would be enough to feed a lot of people. Remind your child of Jesus' miracle.

1. Preheat the oven to 425 degrees F.
2. Combine flour, baking powder, and salt in a large bowl.
3. Melt your butter in a small bowl the microwave.
4. Add $\frac{3}{4}$ cup milk to the small butter bowl.
5. Pour the small bowl into the large bowl. Mix until combined.
6. Roll your dough into 5 balls.
7. Bake for 12 minutes.
8. Cool for 5 minutes.
9. Enjoy!

Activity 4: Feed the People (Matthew 14:18-19)

You Need:

- Any type of real or pretend food

Say: "Jesus performed a miracle. The disciples fed the people, but did not run out of food. The people's bellies were full."

1. Let your child pretend to be a disciple and pass out pretend or real food to your family. The bread from activity 3 would work.
2. Remind your child that all of our food comes from God.



Activity 5: 12 Baskets Leftover (Matthew 14:20-21)

You Need:


- 12 Baskets Printable
- Counting to 12 Printable
- Scissors

Say: "After the people ate, there were 12 baskets leftover. It was a miracle performed by Jesus!"

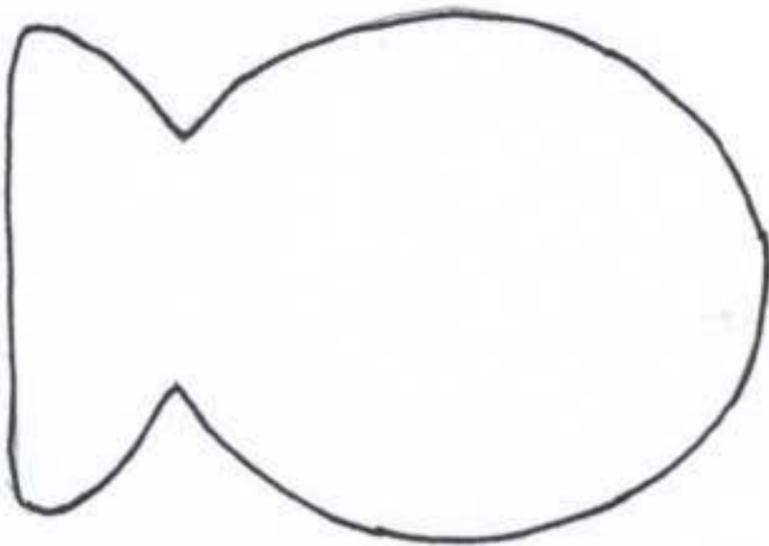
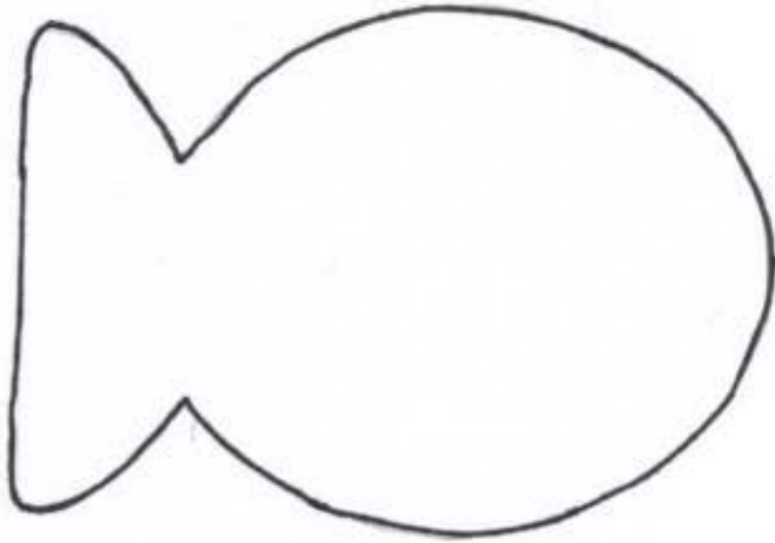
1. Print the 12 Baskets Printable and the Counting to 12 Printable attached at the end of this PDF.

2. Assist your child with cutting out the 12 baskets.

3. Help your child count all 12 baskets.




Fish and Bread Printable





12 Baskets Printable



Counting to 12 Printable

1	5	9
2	6	10
3	7	11
4	8	12